

STARTER KIT

How do I get started?

Feeding wild birds is a year-round hobby enjoyed by millions of people in the US and Canada. Why? Because people enjoy seeing birds, connecting with nature, and taking care of the feathered friends that visit their yards. Additionally, backyard bird feeding is a great fun and relaxing activity for the whole family! It's quick and easy to get started. Just follow the 4 steps in this guide.

Step 1: [Which birds are in your area?](#)

- Different bird species are found in different locations. For example, people who live on the East Coast do not see all of the same species of birds as people who live on the West Coast or Canada. However, the number of species found nearby your house will probably surprise you!
- As a rule of thumb, there are usually 20 to 30 different bird species in your area that you can feed and observe. The trick is to offer the right food in the right feeder during the right season of the year. To find out more about the birds in your area, click the [My Birdz Explorer](#). Here, you will find information about your local birds, including pictures and bird feed and feeder preferences.



Step 2: [What bird feed will these birds eat?](#)

- After completing Step 1, you are ready to determine which bird feed will work best to attract your local birds. Birds have feed preferences, just like humans. Therefore, by providing different types of feed, including various seeds, nuts, fruit, nectar and insects, you will invite many different kinds of birds to your backyard! See our [Bird Feed Preference Chart](#) (see Appendix to this document)



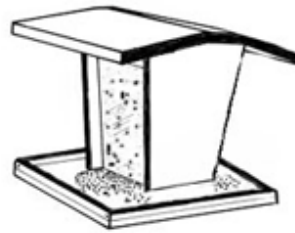
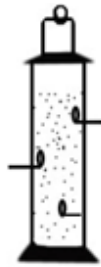
Different kinds of bird seed

- Be advised that there are different grades of bird feed. To have confidence in the quality of the bird feed you purchase, look for this logo, which indicates a company follows the WBFi Quality Standards Program. Once you have purchased the right feed for you, store it in an air-tight container. To begin attracting birds, fill your feeders weekly or more often if needed.



Step 3: [What type of bird feeder to use?](#)

- The style of bird feeder you select plays an important part in the kinds of birds you'll see at your feeder. For example, Finches prefer to eat from tube feeders, while Cardinals and Blue Jays favor hopper feeders or platform feeders. Check our [My Birdz Explorer](#) to ensure you get the style of bird feeder that will attract the birds you desire to your area.




Tube Bird Feeder. Platform Bird Feeder. Hopper Bird Feeder

- Maintaining your bird feeders is as simple as following the manufacturer's cleaning and care instructions.
- Also, look for the WBFi Quality Standards logo on the feeder packaging to verify it meets industry standards and is safe for your birds.

Step 4: [Where to place your bird feeder?](#)

- Place your bird feeder in an area where the birds are safe and you can watch all of the action! Other tips include:
- Allow six feet from overhanging trees and bushes to help make it more difficult for squirrels to access your bird feeder from surrounding trees.
- Allow six feet of space from your house, in particular away from any windows, to help you keep your birds safe from window strikes that can injure a bird. For more information, visit www.backyardbirdcare.org.



Dark-eyed Junco


You are ready to start feeding the birds!

OPTIONAL EXTRAS!

Once you have birds coming to your bird feeder there are lots of fun activities to enrich your birding experience.

For example:

- Count the most number of birds on the bird feeder at one time.
- Observe how many different colors of birds you see.
- Identify the birds that are visiting your feeder.
- Try different bird feeds to see what types of birds you can attract.
- Determine whether birds are male or female.
- Start a bird list. Indicate the names of what type of birds you see and the dates you see them.



Young bird watcher














Bird Feeding Accessories to consider:

- **Shepherd's hooks** are used to hang your bird feeders and come in a variety of styles. For example, some have one or two hooks at the top, and can be placed in the ground by stepping on them. Others can be attached to your deck using a clamp mechanism or a mounting bracket.
- **Squirrel baffles** are cone shaped mechanisms that attach around your shepherd's hook or mounting pole to keep squirrels from going up the post to your bird feeders. One caution: be sure you get a shepherd's hook or pole that is tall enough so squirrels cannot jump around your squirrel baffle from the ground.
- **Raccoon baffles** can help protect your bird feeder from raccoons by using a specially designed baffle that fits around your shepherd's hook or bird feeder pole. Like the squirrel baffle, the raccoon baffle easily attaches to your hook or pole using screws that are tightened with a screwdriver.
- **Bird identification guides** are helpful to determine the species of birds visiting your feeders. Also, through out the year, especially during periods of migration, you may see birds around your yard that are not your typical feeder birds. You may want to purchase a guide to Bird identification from any reliable source in order to help you identify the new visitors in your yard. ([See Resources Page-Guides](#))
- **Binoculars** are a great tool to enhance your bird watching experience. They enable you to see details and observe behaviors from afar, which will help you with your bird identification. For beginners, try 8 x 32 or 10 x 32 optics.
- **Mobile App** can be downloaded to your iPad, iPhone, Droid or Blackberry. ([See Resources Page- Apps](#))
- **Cameras** are a great way to capture the magic in your yard. Keep your camera handy and be sure to snap photos of your bird visitors.
- **Journals** are a great way to record and preserve the record of the birds you see.

BIRD FEEDING PREFERENCES CHART

What kind of bird seed should I feed my birds?

Here is a list of the 15 most abundant wild birds that visit bird feeders in the U.S. and Canada and their feeding preferences. The data was collected by scientists for [PROJECT WILDBIRD®](#) and was the first continent wide scientific study examining the bird seed and bird feeder preferences of wild birds. To locate additional birds in your area, try out our easy [My Birdz Explorer](#).






BIRDFEED TYPES			
	Black-oil Sunflower		Red Milo
	Cracked Corn		Safflower
	Fine Sunflower Chips		Striped Sunflower
	Medium Sunflower Chips		White Proso Millet
	Nyjer(R)		Whole Peanuts
FEEDER TYPES			
 PLATFORM		 HOPPER	
		 TUBE	






AMERICAN GOLDFINCH

- **High Preference:** Seed - Black Oil Sunflower, Fine and Medium Sunflower Chips, Nyjer®
- **High Preference:** Feeder Type - PLATFORM, HOPPER
- **Medium Preference:** Feeder Type - TUBE

	<p>BLACK-CAPPED and CAROLINA CHICADEE</p> <ul style="list-style-type: none"> ▪ High Preference: Seed- Black Sunflower, Medium Sunflower Chips ▪ Medium Preference: Seed- Fine Sunflower Chips, Safflower, Striped Sunflower, Whole Peanuts ▪ High Preference: Feeder Type-PLATFORM, HOPPER, TUBE
	<p>BROWN-HEADED COWBIRD</p> <ul style="list-style-type: none"> ▪ High Preference: Seed - White Proso Millet ▪ High Preference: Feeder type- PLATFORM ▪ Medium Preference: Feeder type- HOPPER, TUBE
	<p>CHIPPING SPARROW</p> <ul style="list-style-type: none"> ▪ High Preference: Seed - White Proso Millet ▪ Medium Preference: Seed - Fine and Medium Sunflower Chips ▪ High Preference: Feeder type - HOPPER, TUBE
	<p>DOWNY WOODPECKER</p> <ul style="list-style-type: none"> ▪ High Preference: Seed – Fine and Medium Sunflower Chips, Whole Peanuts ▪ Medium Preference: Seed – Black-oil Sunflower, Striped Sunflower ▪ High Preference: Feeder Type– PLATFORM, HOPPER, TUBE
	<p>EUROPEAN STARLING</p> <ul style="list-style-type: none"> ▪ High Preference: Seed – Cracked Corn, Fine and Medium Sunflower Chips, Striped Sunflower, Whole Peanuts ▪ Medium Preference: Seed –Black-oil Sunflower, Red Milo, Safflower, White Proso Millet ▪ High Preference: Feeder Type – PLATFORM, HOPPER

	<p>HOUSE FINCH</p> <ul style="list-style-type: none"> ▪ High Preference: Seed – Black-oil Sunflower, Fine and Medium Sunflower chips, Nyjer® ▪ Medium Preference: Seed – Safflower, Striped Sunflower, White Proso Millet ▪ High Preference: Feeder Type – PLATFORM, TUBE
	<p>HOUSE SPARROW</p> <ul style="list-style-type: none"> ▪ High Preference: Seed – White Proso Millet ▪ Medium Preference: Seed – Black-oil Sunflower, Cracked Corn, Fine and Medium Sunflower Chips, Red Milo ▪ High Preference: Feeder Type -PLATFORM, TUBE
	<p>MOURNING DOVE</p> <ul style="list-style-type: none"> ▪ High Preference: Seed – Black-oil Sunflower, Fine Sunflower Chips, Nyjer®, White Proso Millet ▪ Medium Preference: Seed – Cracked Corn, Medium Sunflower Chips, Red Milo, Striped Sunflower ▪ High Preference: Feeder Type – PLATFORM
	<p>PINE SISKIN</p> <ul style="list-style-type: none"> ▪ High Preference: Seed – Black-oil Sunflower, Fine and Medium Sunflower Chips, Nyjer® ▪ Medium Preference: Seed – Striped Sunflower ▪ High Preference: Feeder Type – PLATFORM, TUBE
	<p>PURPLE FINCH</p> <ul style="list-style-type: none"> ▪ High Preference: Seed – Black-oil Sunflower, Fine and Medium Sunflower Chips, Nyjer®, Safflower ▪ Medium Preference: Seed – Striped Sunflower, White Proso Millet ▪ High Preference: Feeder Type – PLATFORM, HOPPER, TUBE

	<p>RED-BREASTED NUTHATCH</p> <ul style="list-style-type: none"> ▪ High Preference: Seed – Black-oil Sunflower, Fine and Medium Sunflower Chips ▪ Medium Preference: Seed – Nyjer®, Red Milo, Safflower, Striped Sunflower, Whole Peanuts ▪ High Preference: Feeder Type - PLATFORM
	<p>RED-WING BLACKBIRD</p> <ul style="list-style-type: none"> ▪ High Preference: Seed – Black-oil Sunflower, Cracked Corn, White Proso Millet ▪ High Preference: Feeder Type- PLATFORM ▪ Medium Preference: Seed – Fine and Medium Sunflower Chips, Red Milo, Safflower, Striped Sunflower, Whole Peanuts
	<p>WHITE-BREASTED NUTHATCH</p> <ul style="list-style-type: none"> ▪ High Preference: Seed – Black-oil Sunflower, Fine and Medium Sunflower Chips, Striped Sunflower, Whole Peanuts ▪ High Preference: Feeder Type – PLATFORM, HOPPER, TUBE ▪ Medium Preference: Seed –Cracked Corn, Safflower

**To learn more about birds in your area, check out
the [My Birdz Explorer!](#)**